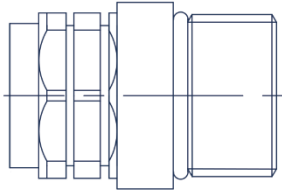


QFM-BPF-HFT

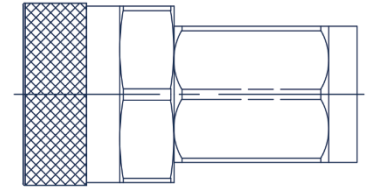


Fluidconnectors

TECHNICAL ALERT

HFT Series couplers

QFF-BPF-HFT





WARNING: Incorrect installation prior to use risks serious injury to persons and damage to the couplers or equipment. Any damage caused to the seals by incorrect installation will void the manufacturer's warranty.

Installation Instructions:

The following procedure **MUST** be adhered to:

1. Thread the rotating outer sleeve onto the male thread until hand tight.
2. Use a suitable wrench to tighten the outer sleeve further, until metal-to-metal contact is made and the oring is completely covered

- WRONG -
Partially
Connected



- CORRECT -
Fully
Connected

3. Check the coupler connection before, during, and after use to ensure full and proper connection is always maintained.

AUCKLAND, NEW ZEALAND

+64 9 274 4830

fcnzsales@fluidconnectors.com

BRISBANE | MELBOURNE | PERTH, AUSTRALIA

+61 8 9244 8266

fcausales@fluidconnectors.com

www.fluidconnectors.com

E&OE 21/07/2025